Hegenberger Retractor

Quick Reference Guide

Hegenberger Medical

The Hegenberger Retractor is intended for use after vaginal delivery to support the diagnosis and suturing of perineal and vaginal tears and episiotomies.

Assessment

1. Examine the patient for location and degree of tear.

Patient Positioning

2. Place the patient in a supine position, with both legs elevated using leg rests in a lithotomy position. **Do not attempt to place the device with the patient in the Semi-Fowler's position**. Consider local anesthesia for patient comfort, as needed.

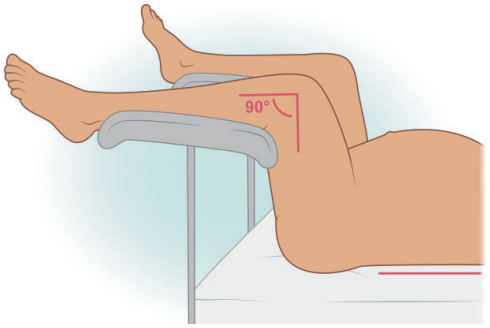

Preparation

3. Open the sterile pouch and remove the Hegenberger Retractor. **Do not apply gel or lubrication.**
4. Compress the Wings.

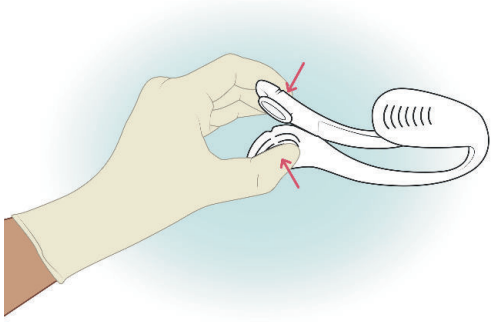

Orientation

5. Before insertion, orient the device so that the tear is centered between the Wings. Orientation may be midline or lateral depending on the location of the tear.

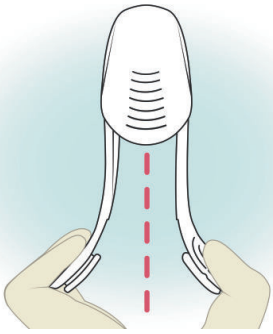

Placement

6. While maintaining compression, insert the device into the vaginal canal.
7. Ask the patient to relax her bottom before gently releasing the Wings and removing your hand.

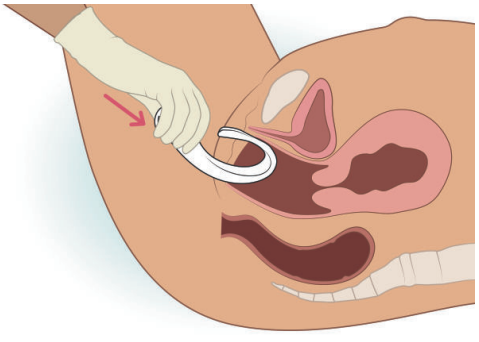

Confirmation

8. Confirm placement by:
   - Ensuring that the end of the Wings rest on the inside of the labia
   - The tear is centered between the Wings
   - The device is stable in place

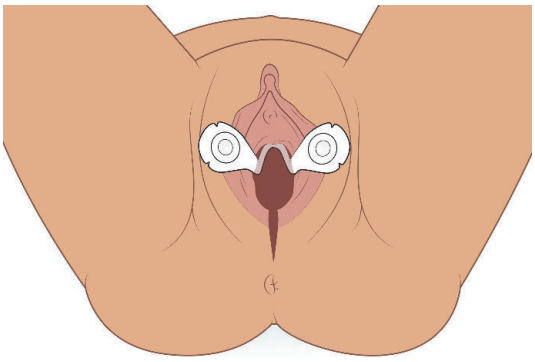

9. If more than one tear needs repair, remove the device, then rotate and reorient the device so that the second tear is centered between the Wings before reinserting it. **Do not rotate the device when it is inside the patient.**

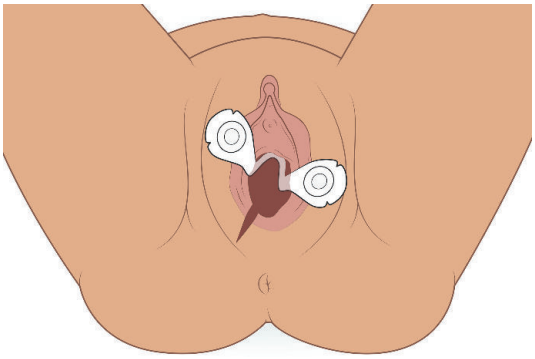

Removal

10. Gently place the tip of index finger on the ridges of the Top, compress the Wings, then press down to guide the retractor out of the vagina. Note: When positioned midline, depressing the Top is essential for releasing it from under the pubic bone.

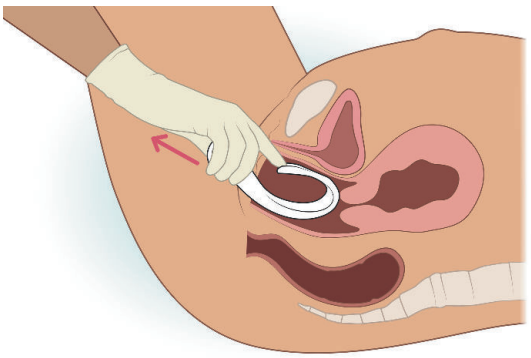

DEVICE COMPONENTS

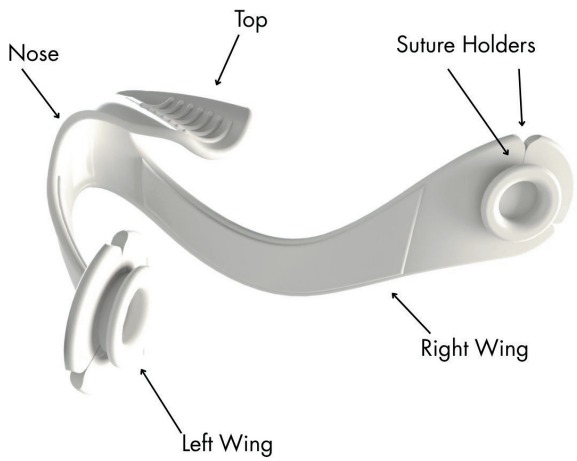

CAUTION: Please refer to the Hegenberger Retractor Instructions for Use for complete information. The Hengenberger IFU can be found at hegenbergermedical.com.

Federal law (USA) restricts the Hegenberger Retractor to use by trained clinical professionals experienced in obstetrics and gynecological techniques.

Hegenberger Medical

QR-02-USQRG-002 | © 2026. Hegenberger Medical. All rights reserved.